

# Cycling Basics

## Bike safe, bike smart.

### Gear up

Always wear a helmet. Make sure your bike has both a front and back light so you stay visible in traffic.

### Ride safely and follow the law

Cyclists must follow the same road rules as vehicles. Learn The League of American Bicyclists' rules of the road at [bikeleague.org/ridesmart](http://bikeleague.org/ridesmart).

### Register with TUPD

Registering your bike can deter theft and help the Tufts Police identify it if it is stolen. To learn more about theft prevention and how to register visit [go.tufts.edu/bikeregistration](http://go.tufts.edu/bikeregistration).

### Secure your bike

U-locks are the most effective way to protect your bike from theft. Always pass the lock through your bike's frame, and also try to secure the wheels when possible. U-locks can be purchased from the Tufts Bookstore.



## Get rewards.

### Bay State Commute

**Get rewarded** for taking greener trips with Bay State Commute whenever you avoid using a car (walk, bike, telecommute, carpool, vanpool, take a subway, train, bus, ferry, or even work a condensed work week). Redeem the points for discounts at local and online establishments at [baystatecommute.com/tufts](http://baystatecommute.com/tufts).



### Bicycle Benefits

Get discounts at local retailers such as Union Square Donuts, Taza Chocolate, and Dave's Fresh Pasta just for riding your bike. Visit [bicyclebenefits.org](http://bicyclebenefits.org).

## Explore the area.

Head down to Davis Square to hop on the 10 mile Minuteman Bikeway, which also passes through Arlington, Lexington, and Bedford. Learn more at [minutemanbikeway.org](http://minutemanbikeway.org). Other nearby destinations include the Mystic Lakes, the Middlesex Fells Reservation, and Assembly Row.

**Did you know?** Many Red Line T-stops like Alewife, Porter, and Harvard, are just a short bike ride away!



# Bike Resources

## Get to know Tufts Bikes.



Tufts Bikes is a student-run organization aimed at promoting bike culture at the university.

Learn more and get involved at [tuftsbikes.com](http://tuftsbikes.com)

### Free Bikeshare

The student-run bikeshare consists of 24 bicycles available for rental at the Tisch Library circulation desk. Bikes and helmets are checked out just like library books, and can be kept for up to 8 hours. Visit [tuftsbikes.com](http://tuftsbikes.com) for details.

### Repair Shop

Tufts Bikes has a fully equipped bike repair shop located in the garage of **28 Sawyer Ave.** Bring in your bike during mechanic hours, and a Tufts Bikes mechanic will help you fix it for free. Visit [tuftsbikes.com](http://tuftsbikes.com) for hours, workshops, and more.

### Mayer Campus Center FixIt Station

Tufts' outdoor FixIt Station has all of the bike tools needed to perform routine maintenance and basic repairs. Stop by to inflate your tires, adjust your brakes, or tune your derailleurs. Don't know how to fix your own bike? Stop by the repair shop to learn from student mechanics, or check out the Office of Sustainability's video tutorials:

[bit.ly/tuftsbikestutorials](http://bit.ly/tuftsbikestutorials)

## Bike Sharing Systems

**Blue Bikes** is a bike share program available in Somerville, Cambridge, Boston, Brookline, and Everett. There are more than 2,500 bicycles at over 260 stations throughout the Boston area. Single trip, 24-hour, monthly, and annual passes are available. For more information on usage, safety, pricing, and to download the app, go to [bluebikes.com](http://bluebikes.com).



**Lime** is a dock-less bike sharing system with a fleet of electric-assist bikes. In July 2019, Medford joined surrounding Arlington, Everett and Malden in offering Lime bikes to the public. Use your phone to locate and unlock the nearest bike. Remember to wear a helmet and park the bike in a participating community when you're done riding. Learn more and download the app at [www.li.me](http://www.li.me).



# Bike Guide

Medford/Somerville Campus

[sustainability.tufts.edu](http://sustainability.tufts.edu)

















**Tufts**  
UNIVERSITY

sustainability  
Supporting a university-wide commitment

# Tufts Bike Map

## Medford/Somerville Campus

- ### Legend
-  Tufts Bikes rental location
  -  Tufts Bikes Repair Shop
  -  FixIt Station
  -  Showers & changing rooms
  -  Bike groove
  -  Bike racks
  -  Covered bike racks
  -  Suggested bike route
  -  Bike lanes or sharrows
  -  Hills
  -  MBTA bus route
  -  MBTA bus stop (buses have bike racks)
  -  Tufts Police
  -  Blue Bikes

### Bike Shops Near Campus

- Tufts Bikes Repair Shop (on campus)
- Bike Boom (Davis Square)
- ACE Wheelworks (Somerville)
- Bicycle Belle (Somerville)
- JRA Cycles (Medford)

### Bike Info Online, Anytime

To see the most up-to-date information on biking at Tufts, visit [go.tufts.edu/bikes](http://go.tufts.edu/bikes)

The outdoor **FixIt Station** has common bike tools and a pump. Stop by anytime to tune up your own bike!

Bring your bike to the **Tufts Bikes Repair Shop** at 28 Sawyer Ave during mechanic hours for free maintenance and repair help! Learn more at [tuftsbikes.com](http://tuftsbikes.com)

### Did You Know?

Many campus residence halls have indoor bike racks. Be sure to store your bike inside when the snow comes!

