

# TAKE A RIDE WITH TUFTS BIKES



Tufts Bikes is a student-run bike share with a fleet of 30 bicycles available for FREE rental through the Tisch Library circulation desk. All bikes are equipped with front and rear lights for your safety, and helmets are available for checkout.

Bikes are located outside of Tisch Library and on the Upper Campus Center Patio. Bikes can be checked out by all students, faculty and staff with a current ID who are over 18.

## How To Use The Bike Share

1. Check availability on the Tisch Library website.
2. Go to Tisch circulation, sign a waiver (first time borrower) and check out a key and helmet (encouraged).
3. Bikes may be kept for up to 8 hours or overnight if you check it out late in the day.
4. When returning your bike, you MUST return the key to the circulation desk. Do NOT put keys in the drop box.
5. Late fines are \$1/hour. You will be held responsible for any damages (excluding wear-and-tear) incurred while the bike is checked out in your name.

## HAVE YOUR OWN BIKE?

Tufts Bikes has a fully equipped bike repair shop located in the Crafts Center in the basement of Lewis Hall (check the map on the reverse side for this icon).

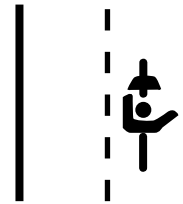


Visit [TuftsBikes.com](http://TuftsBikes.com) for open shop hours and to hear about opportunities for mechanics classes and more. Bring in your bike during open shop hours, and a Tufts Bikes mechanic will help fix it - or borrow tools to do your own repairs.

# Cycling Basics

**Share the Road.** Respect other cyclists, cars, and pedestrians. Bikes must follow the same road rules as vehicles, including yielding to pedestrians. Don't ride on the sidewalk.

**Look and Signal.** Use a bell or voice to indicate intentions to pass. Use visible hand signals before turns or when merging with car traffic - always look behind to see if it is clear. Beware of parked cars opening their doors.




**Be Predictable.** Travel in a straight line unless you are avoiding hazards or passing. Avoid passing motor vehicles on the right - they're not expecting you! Obey all stop signs and traffic lights. Be cautious at intersections - watch for crossing pedestrians and cars turning through your path. When approaching a crosswalk, dismount and walk your bike across the crosswalk.

**Be Safe.** Wear a helmet. The front of the helmet should be level and two-fingers width above your eyebrows. Follow the "ABC Quick Bike Check" before you start your ride: make sure you have enough Air in your tires and your Brakes, Chain, Crank, and Quick releases are all working properly.

**Be Visible.** Use front and back lights at night - they're required by law! Wear bright colors and reflective gear when possible.

# BIKING AT TUFTS



Your guide to getting around campus on two wheels

# TUFTS BIKE MAP

## Medford/Somerville Campus

### Bike Shops Near The Tufts Medford Campus:

Bike Boom (used bicycles), Davis Square Paramount Bicycle Repair, Ball Square The Bicycle Exchange, Porter Square ACE Wheelworks, Somerville Bicycle Belle, Somerville JRA Cycles, Medford Broadway Bicycle School, Cambridge Eastern Mountain Sports (EMS), Cambridge and Boston
















Be sure to register your bike with TUPD! For details on bike safety and theft prevention, visit [publicsafety.tufts.edu/police/crime-prevention/bicycle-security/](http://publicsafety.tufts.edu/police/crime-prevention/bicycle-security/)

The Memorial Steps now feature a bike gutter so you can easily take your bike with you up the stairs.

The new Fix It station allows you to repair your bike on the go!

Tufts' new Collaborative Learning and Innovation Complex (574 Boston Avenue) has 2 covered bike racks as well as showers and changing rooms for cyclists.

Hubway, Metro Boston's bike share system, has a (seasonal) station right on campus! Members can check out and leave bikes at any Hubway station in Boston, Cambridge, Somerville and Brookline. Nearby locations include Powderhouse Circle and Davis, Porter, Teele, and Ball Squares. Visit [thehubway.com](http://thehubway.com) for updates on new stations in the area.

-  FixIt Station
-  Tufts Bikes Repair Center
-  Bike gutter
-  Showers & changing rooms
-  Suggested bike route
-  Covered bike racks
-  Bike racks
-  Bike lanes or sharrows
-  Hills
-  MTBA bus route
-  MTBA bus stop (bus has bike rack on front)
-  Davis Square Shuttle route
-  Davis Square Shuttle stop
-  Tufts Bikes
-  Hubway

