

# Take a Ride with Tufts Bikes

Tufts Bikes is a student-run bike share with a fleet of 30 bicycles available for FREE rental through the Tisch Library circulation desk. All bikes are equipped with front and rear lights for your safety, and helmets are available for checkout. Bikes are located outside of Tisch Library and on the Upper Campus Center Patio. Bikes can be checked out by all students, faculty and staff with a current ID who are over 18.

## How To Use The Bike Share



1. Check availability on the Tisch Library website.
2. Go to Tisch circulation, sign a waiver (first time borrower) and check out a key and helmet (encouraged).
3. Bikes may be kept for up to 8 hours, or overnight if you check it out late enough in the day.
4. When returning your bike, you MUST return the key to the circulation desk. NO keys in the drop box.
5. Late fines are \$1/hour. You will be held responsible for any damages (excluding wear-and-tear) incurred while the bike is checked out in your name.

## HAVE YOUR OWN BIKE?

Tufts Bikes has a fully equipped bike repair shop located in the Crafts Center in the basement of Lewis Hall. Visit [www.TuftsBikes.com](http://www.TuftsBikes.com) for open shop hours and to hear about opportunities for mechanics classes and more. Bring in your bike during open shop hours, and a Tufts Bikes mechanic will help fix it - or borrow tools to do your own repairs.


*"Give me your tired, your poor, your broken bikes yearning to ride free!"*

*Tufts Bikes Mechanics*

# Resources for cyclists

*If you are looking for a new bike or bike accessories, here are a few bike shops near the Tufts Medford campus:*

**Bike Boom** (used bicycles), Davis Square  
**Paramount Bicycle Repair**, Ball Square  
**The Bicycle Exchange**, Porter Square  
**ACE Wheelworks**, Somerville  
**JRA Cycles**, Medford  
**Broadway Bicycle School**, Cambridge



**TRAFFIC SIGNALS** are for bicyclists too. **Avoid the right hook.** Avoid passing motor vehicles on the right. **Don't be invisible.** Use lights.




**LOOK AND SIGNAL before turning.** Always look behind to see if it is clear. **Beware of the door zone.** Sidewalks are for walking.

**DON'T SWERVE.** Ride in a straight, predictable line. Take the lane when necessary. Stay in the center. **Ride single file.** Pass buses on the left.



**TURN LEFT AS A VEHICLE WOULD.** Yield to pedestrians and pass them with care. Always wear a helmet. Wear bright colors!

# Biking at Tufts



Your guide to getting around campus on two wheels

**Tufts** gets green  
Office of Sustainability

[sustainability.tufts.edu](http://sustainability.tufts.edu)



# TUFTS BIKE MAP

## Medford/Somerville Campus

### Cycling Basics

**SHARE THE ROAD.** Bikes must follow the same road rules as vehicles.

**SIGNALS AND SIGNS.** Use visible hand signals before turns. Obey all stop signs and traffic lights.

**SAFETY.** Be visible and wear a helmet.

**TRAVEL WITH A ROUTE IN MIND.** Consider traffic, distance, weather and road widths.












**BIKE PARKING.** Always lock your bike to a rack or immovable object.

**MAINTENANCE.** Make sure your bike is in working condition.

**WEATHER.** Use fenders and rain gear to keep out the rain. Wind proof for cold days.

Be sure to register your bike with TUPD! For details on bike safety and theft prevention, visit <http://publicsafety.tufts.edu/police/crime-prevention/bicycle-security/>

Hubway, Metro Boston's bike share system, has a (seasonal) station right on campus! Members can check out and leave bikes at any Hubway station in Boston, Cambridge, Somerville and Brookline. Nearby locations include Powderhouse Circle and Davis, Porter, Teele, and Ball Squares. Visit [www.thehubway.com](http://www.thehubway.com) for updates on new stations in the area.

-  Suggested Bike route
-  Covered Bike Racks
-  Bike Racks
-  Bike lanes or sharrows
-  Hills
-  MTBA
-  Davis Sq. Shuttle Route
-  Davis Sq. Shuttle Stop ("Joey")
-  Tufts Bikes
-  ZipCar
-  Hubway

